REV.	SPECIFICATION	ECN NO.	APPD.
R1		ECN251202	

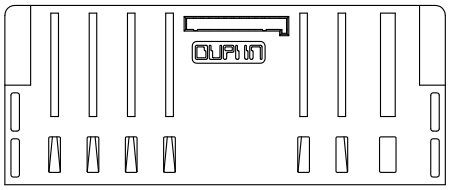

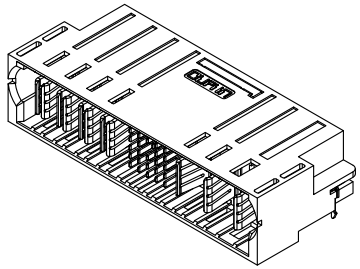

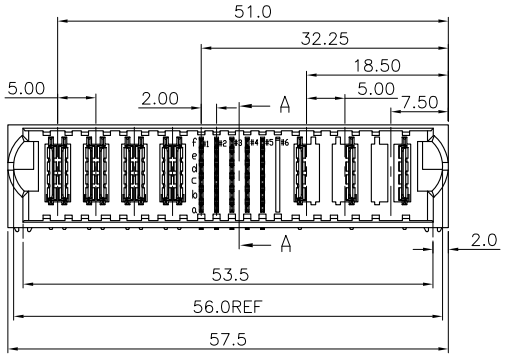

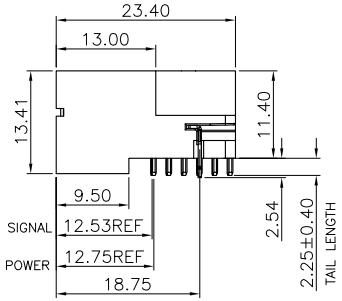

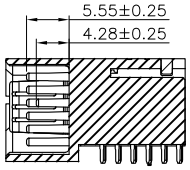

Section:A-A
Scale:1:1

Material and Plating:

Housing: LCP, UL94V-0 , BLACK.

Power Contacts: High Conductivity Copper, 30u"Au+Pd/Ni on Contact Area and 80u" Min Tin Plated on Solder Tail over Nickel 50u" Min .

Signal Contacts: Brass, 30u"Au+Pd/Ni on Contact Area and 80u" Min Tin Plated on Solder Tail over Nickel 50u" Min .

Lock: Phosphor Bronze.

Electrical Characteristics:

Current Rating: Signal Pin 3.0 A.
Power Pin: 100A(P1~P4)(2oz x 10).
65A(P5~P7)(2oz x 10).

Dielectric Withstanding Voltage:
Signal Pin DC 1000V For 1 minute.
Power Pin DC 2500V For 1 minute.

Insulator Resistance: Signal Pin 500MΩ min.
Power Pin 1000MΩ min.

Contact Resistance: Signal Pin 20mΩ max.
High Power Pin 0.3mΩ max.
Low Power Pin 0.6mΩ max.

Operating Temperature: -40°C ~+125°C .

*RoHS & HF Compliant

Notes 1 :

1.P5 is Left Power Pin, P6~P7 are Right Power Pin
2.D3 Contact Length is 4.28mm,Other Pin Contact Length is5.55mm.
3.Signal Pin:A6~F6 Without Contact .

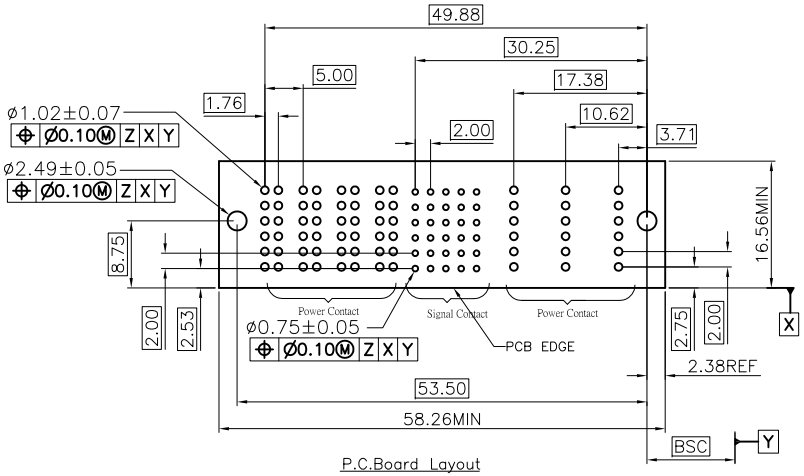

P.C.Board Layout
(Tolerance:±0.05)



9303-D 1 P07S36 B7 S A A01

Series

1:Male Right-angle

P07S36:P07+S36

B7: 30u" Au+Pd/Ni
C7:30u" Selective Gold Plated

S: DIP Type

A:Tray Package

A01:With Lock,With Screw hole
Dip Type,Tail Length2.25mm.

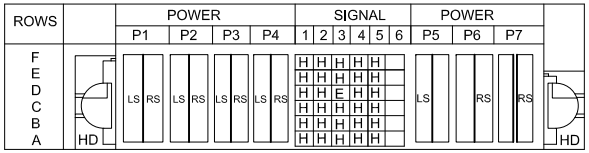

SIGNAL PIN CONTACT LENGTH 5.55mm	H
SIGNAL PIN CONTACT LENGTH 4.28mm	E
HIGH POWER CONTACT.STD	LS&RS
LOWER POWER CONTACT.STD	RS
LOWER POWER CONTACT.STD	LS

Tolerances	Dwg. No.	9303-DP04S36P03-001	Title: 9303-D Series PwrSword® ULTRA HD+ Male Right-angle Dip Type	OUPIIN ELECTRONIC(KUNSHAN) CO., LTD.
x = ±1	Projection			P/N: 9303-D1P07S36B7SAA01
.x = ±0.5	Unit mm	Scale 1:1		SHEET 1/1 Ver. No. R1
.xx = ±0.25	Drawn By	XS 12/03'25		