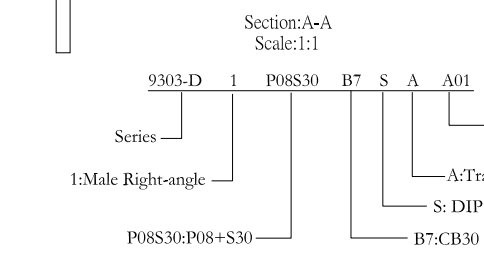
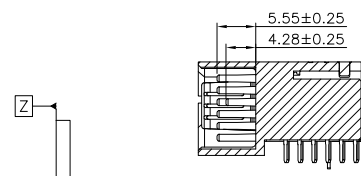
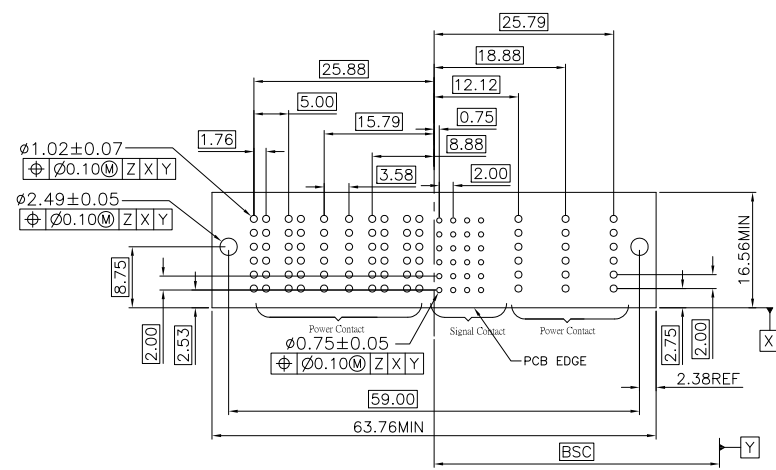
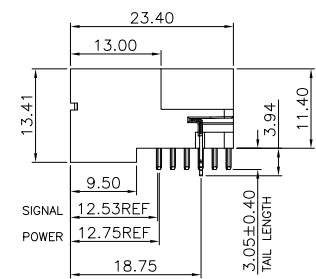
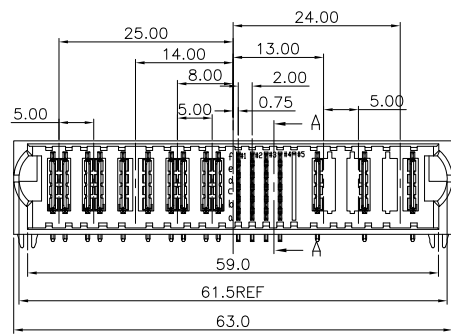
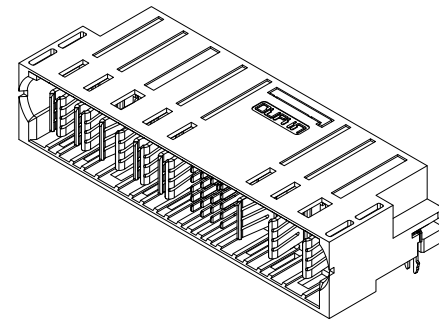
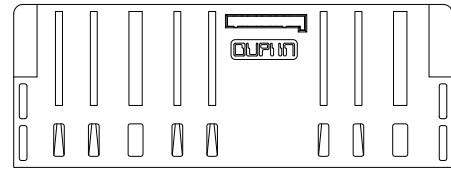


REV.	SPECIFICATION	ECN NO.	APPD.
X2			



Material and Plating:

Housing: LCP, UL94V-0 , BLACK.
Power Contacts: High Conductivity Copper, 30u"Au+Pd/Ni on Contact Area and 80u" Min Tin Plated on Solder Tail over Nickel 50u" Min .
Signal Contacts: Brass, 30u"Au+Pd/Ni on Contact Area and 80u" Min Tin Plated on Solder Tail over Nickel 50u" Min .
Lock: Phosphor Bronze.

Electrical Characteristics:

Current Rating: Signal Pin 3.0 A.
 Power Pin: 100A(P1,P2,P4,P5)(2oz x 10).
 65A(P3,P6~P8)(2oz x 10).

Dielectric Withstanding Voltage:
 Signal Pin DC 1000V For 1 minute.
 Power Pin DC 2500V For 1 minute.

Insulator Resistance: Signal Pin 500MΩ min.
 Power Pin 1000MΩ min.

Contact Resistance: Signal Pin 20mΩ max.
 High Power Pin 0.3mΩ max.
 Low Power Pin 0.6mΩ max.

Operating Temperature: -40°C ~+125°C .

***RoHS Compliant**

Notes 1 :

- 1.P6 is Left Power Pin, P7~P8 are Right Power Pin
- 2.D3 Contact Length is 4.28mm,Other Pin Contact Length is 5.55mm.
- 3.Signal Pin:A5~F5 Without Contact .

ROWS	POWER				SIGNAL				POWER				
	P1	P2	P3	P4	P5	1	2	3	4	5	P6	P7	P8
F	LS	RS	LS	RS	LS	RS	H	H	H	H	LS	RS	RS
E	LS	RS	LS	RS	LS	RS	H	H	H	H	LS	RS	RS
D	LS	RS	LS	RS	LS	RS	H	H	H	H	LS	RS	RS
C	LS	RS	LS	RS	LS	RS	H	H	H	H	LS	RS	RS
B	LS	RS	LS	RS	LS	RS	H	H	H	H	LS	RS	RS
A	LS	RS	LS	RS	LS	RS	H	H	H	H	LS	RS	RS

SIGNAL PIN CONTACT LENGTH 5.55mm	H
SIGNAL PIN CONTACT LENGTH 4.28mm	E
HIGH POWER CONTACT.STD	LS&RS
LOWER POWER CONTACT.STD	RS
LOWER POWER CONTACT.STD	LS

P.C.Board Layout
(Tolerance:±0.05)

Tolerances	Dwg. No.	9303-DP05S30P03-003		Title:	
x = ±1	Projection	⊕		9303-D Series PwrSword™ ULTRA HD+ Male Right-angle DipType	
.x = ±0.5	Unit	mm	Scale		1:1
.xx = ±0.25	Drawn By	XS 07/03'25			


OUPIIN ELECTRONIC(KUNSHAN) CO., LTD.
 P/N: 9303-D1P08S30B7SA01
 SHEET 1/1 Ver. No. X2