REV.	SPECIFICATION	ECN NO.	APPD.
R2		ECN250449	

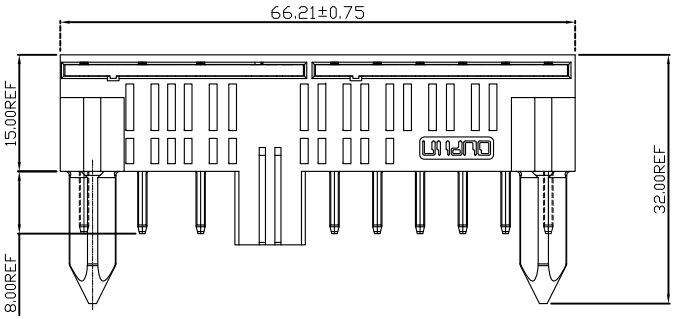

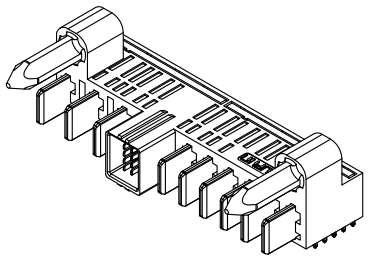

Material and Plating:

Housing: LCP, UL94V-0 , BLACK.
Power Contacts: High Conductivity Copper.
30u"Au+Pd/Ni on Contact Area and 80u" Min
Tin Plated on Solder Tail over nickel 50u" Min .
Signal Contact: Brass .
30u"Au+Pd/N on Contact Area and 80u" Min
Tin Plated on Solder Tail over nickel 50u" Min .

Electrical Characteristics:

Current Rating: Signal Pin 2.5 AMP.
Power Pin 60 AMP.
Dielectric Withstanding Voltage: DC 1500V For 1 minute.
Insulator Resistance: 5000MΩ min. at DC 500V.
Contact Resistance: Signal Pin 30mΩ max.
Power Pin 0.3mΩ max.
Operating Temperature: -40°C ~+125°C .

***RoHS Compliant**

Notes :
L: Low Power---PCB Mount 3.0mm Pitch
D: DC Power---PCB Mount 5.5mm Pitch
A: AC Power---PCB Mount 7.5mm Pitch

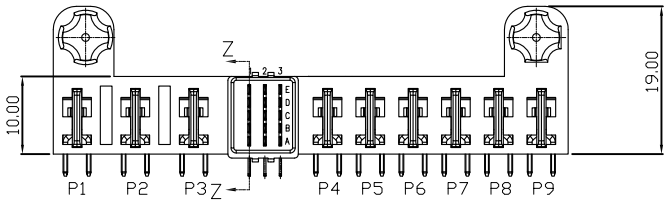

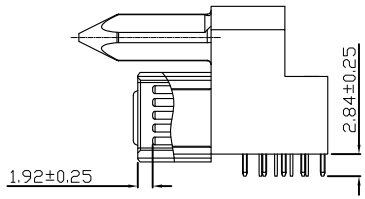

SECTION Z-Z

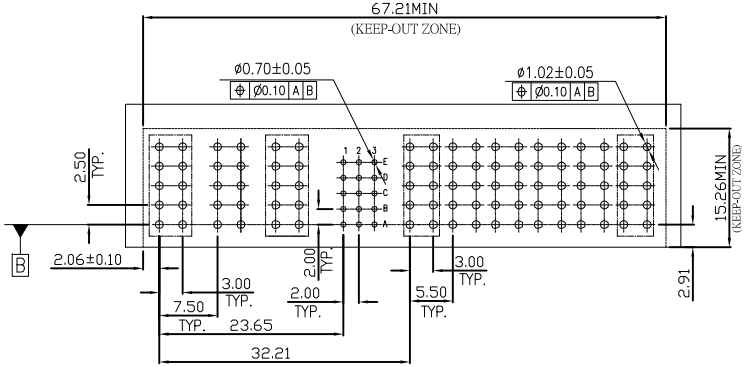

P.C.Board Layout
(Tolerance:±0.05)

9395- 1 A03 S15 D06 B 7 1 D N G1 A

- Series
- 1: Male Right Angle
- Blank:Without Contact / Power Contact: Axx, Dxx , Lxx / No. of position
- Blank:Without Contact / Signal Contact: S xx / No. of position
- Blank:Without Contact / Power Contact: Axx, Dxx , Lxx / No. of position
- B: Dip Tin Plated / Contact Au+Pd/Ni Plated
- 7: 30u"
- 1 : With Rib
- D: Dip Type
- P: With Post / N: Without Post
- G1: Guides Top
- A: Tray Package

Tolerances	Dwg. No.	9395-D0000-011	Title: 9395 Series Max P60 10mm Low Profile, 60Amp Plug, Right Angle	OUPIIN ELECTRONIC(KUNSHAN) CO., LTD.
x = ±0.5	Projection			P/N: 9395-1A03S15D06B71DNG1A
.x = ±0.25	Unit mm	Scale 1:1		SHEET 1/1 Ver. No. R2
.xx = ±0.15	Drawn By	XM 04/21'25		